

2019 | WINDSOR-ESSEX'S
VitalSigns[®]
REPORT



**FIND OUT WHAT MAKES WINDSOR-ESSEX
A GREAT PLACE TO LIVE, WORK, PLAY, AND GROW!**

Welcome to our seventh **Vital Signs**[®] Report published by the WindsorEssex Community Foundation (WECF) in partnership with Community Foundations of Canada. The **Vital Signs**[®] Report is a snapshot of life in Windsor-Essex County that uses local research and data to measure the vitality of our community. By identifying trends and areas of need in 11 key issue areas, **Vital Signs**[®] touches on all aspects of our daily lives and focuses on our overall sense of belonging.

We share the report with our community to raise awareness, spark conversation, and encourage action. We also use the **Vital Signs**[®] Report for grant-making purposes to support the many charities across Windsor-Essex County that work to build a vibrant and healthy community.

As you read this **Vital Signs**[®] Report, you will notice icons representing the **Sustainable Development Goals (SDGs)** relevant to each issue area at the bottom of the page. We encourage you to review each topic while considering these goals, and determine for yourself how Windsor-Essex can achieve each outcome.

We want to thank everyone who participated and supported this year's **Vital Signs**[®] Program. We hope this report will reaffirm what makes Windsor-Essex a great place to live, work, play, and grow!



Lisa Kolody
Executive Director of the WindsorEssex Community Foundation

"Inspiring philanthropy to benefit our community today and forever."

The data presented in this report is organized into 11 key issue areas, and within those areas local, provincial and national data is included.



GRADES: Windsor A | Essex County A | Seniors A | Youth A

Letter grades are shown within each issue area representing the views of survey respondents from Windsor (CMA), Essex County, and those that identified themselves as being aged 65 and over (seniors), or aged 24 and younger (youth).



TOP PRIORITIES:

This section highlights the top priorities for each issue area.



WHAT YOU SAID:

This section highlights the results of what survey respondents said.



DID YOU KNOW?

This section highlights important or interesting facts related to the information presented in each issue area.



HOW CAN I USE THIS REPORT?

The **Vital Signs**[®] Report is a starting point for further conversations. It is intended to inform the community on our priorities in order to better direct our region's resources and planning. Use this report to access the programs and services outlined or develop programs and services to help meet local needs.



WHO USES THIS REPORT?

The **Vital Signs**[®] Report is a great tool to understand the needs of our community. We encourage residents, businesses, community organizations, educational institutions and government leaders to use, share and discuss the findings of this report.

SUSTAINABLE DEVELOPMENT GOALS

If **Vital Signs**[®] is Windsor-Essex's annual community snapshot, then the **Sustainable Development Goals (SDGs)** are a worldwide national physical exam. Established as part of the United Nations' Agenda 2030, the SDGs are a set of 17 interconnected objectives focused on eradicating poverty, reducing inequality, and championing responsible, sustainable growth by the end of the next decade. The goals are a call to action, advocating that all people have a right to peace and prosperity.



IN PARTNERSHIP WITH



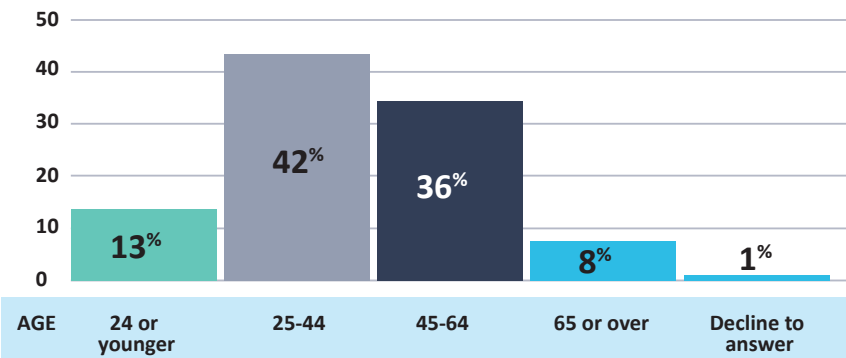
OUR COMMUNITY

WINDSOR-ESSEX POPULATION

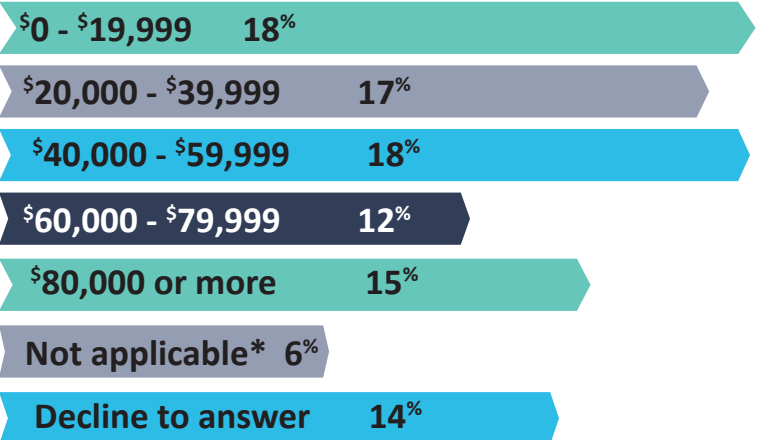
Windsor-Essex **398,953** Windsor CMA* **329,144** Essex County **69,809**

*Census Metropolitan Area

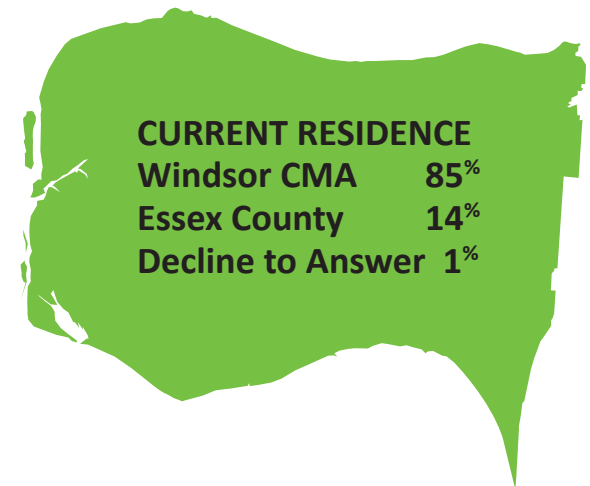
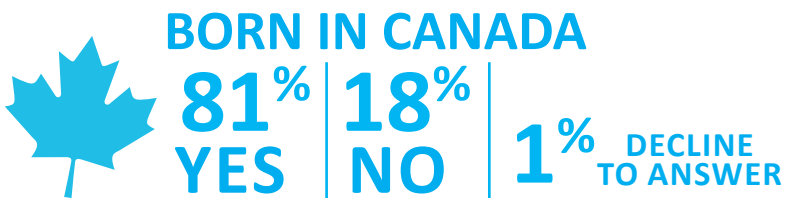
ABOUT OUR SURVEY RESPONDENTS



INCOME

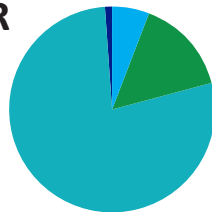


*Or not working in 2018

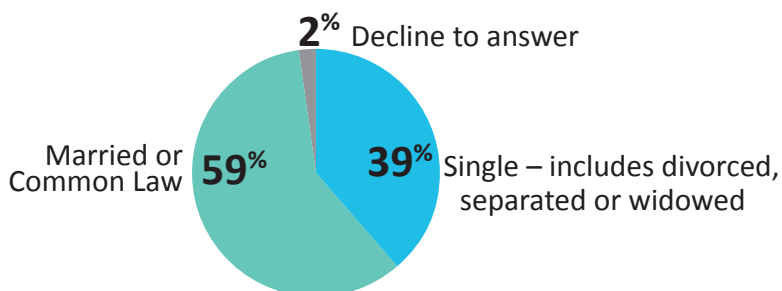


LIVED IN WINDSOR-ESSEX FOR

Less than 2 years 6%
 2-10 years 15%
 More than 10 years 78%
 Decline to answer 1%



MARITAL STATUS



Windsor CMA includes



Essex County includes



WORK


GRADE: Windsor C | Essex County C | Seniors C | Youth C

TOP PRIORITIES

Providing a living wage to employees **50%**



Decreasing the unemployment rate **18%**



Providing more support to local businesses **15%**



WHAT YOU SAID

When asked if people in Windsor-Essex make enough money to support their needs,

50%

of respondents said we're doing okay/ we should look into this

Are there employment opportunities in Windsor-Essex for those seeking work?

47%

of respondents said we're on the right track/ we're doing okay



45%

said improvement is needed / we should look into this

Respondents were asked if local graduates are prepared for today's workforce:

46%

said we should look into this/ improvement is needed

43%

said we're doing okay/ we're on the right track



Current Employment Status

52%

of survey respondents reported they are employed full-time (35 hours or more per week)

16%

are employed part-time

11%

are retired



DID YOU KNOW?

Workforce WindsorEssex launched the region's largest job board called "WEjobs Board". This tool automatically aggregates local job postings from 14 national, provincial, and local job boards to make searching for your next job in Windsor-Essex easier than ever. For more information, visit: workforcewindsor-essex.com/jobs

The **WECF** is pleased to host the **RBC Future Launch Community Challenge**, which is a call to action for youth. The **WECF** will be granting \$30,000 to two local communities. This initiative is a commitment to empower Canadian youth for the jobs of tomorrow and is part of RBC's 10-year national commitment of \$500 million.



The Windsor-Essex County Health Unit says that the living wage in Windsor-Essex in 2019 is **\$15.15** per hour

This figure is **8.2%** higher than Ontario's official minimum wage of **\$14** per hour

STATS

In Windsor the employment rate was **56.7%** in 2018


up **1.6** percentage points compared to 2010
down **0.4** percentage points compared to 2017

In Windsor the unemployment rate was **6%** in 2018

5.6% 2018 Provincial unemployment rate
5.8% 2018 National unemployment rate
16.1% Youth unemployment rate in Windsor in 2018

In 2018, in Windsor the total population working in the trades was **48,600**. This represented **1.5%** of the national trades workforce and **3.6%** of the provincial trades workforce.

Reference: Statistics Canada





HEALTH, WELLNESS & ACTIVITY

GRADE: Windsor C | Essex County C | Seniors C | Youth C

TOP PRIORITIES

Improving access to mental health programs and services 50%



Improving access to health professionals and services 28%



Increasing access to sports and physical activity programs 8%



WHAT YOU SAID

83% of respondents said that in general, I am happy in life always / most of the time

When asked if people in Windsor-Essex have access to mental health programs and services,

54% of respondents said we should look into this/ improvement is needed

When it comes to the accessibility of sports and physical activity programs in Windsor-Essex,

59% of respondents said we're doing okay/ we're on the right track

When asked if people in Windsor-Essex have access to oral health programs and services,

44% of respondents said we're doing okay / we're on the right track

36% said we should look into this / improvement is needed

STATS

In Windsor in 2017, there were **547** physicians, **1.6** physicians per **1,000** population (all ages).

In 2015-16, in Windsor-Essex County, **75%** of the Windsor population 12 years and over reported very good or excellent mental health. This is **3** percentage points higher than the national rate (**72%**), and **4** percentage points higher than the provincial rate (**71%**).

Reference: Statistics Canada



Simon Wyn Edwards – Snap'd Windsor

DID YOU KNOW?

The **Mobile Outreach and Support Team (MOST)** is a collaborative initiative between Hôtel-Dieu Grace Healthcare, Canadian Mental Health Association – Windsor-Essex County Branch, Assisted Living Southwestern Ontario and Family Services Windsor-Essex to support the needs of those who have mental health or addictions challenges, require housing or are street involved. To learn more visit: hdgh.org/MOST



The **WECF** granted out a total of **\$580,587** as part of the **Green Shield Canada Six 4 Six Community Granting Initiative** to 8 local organizations supporting programs that address the oral health and mental health needs of the Windsor-Essex Community.

Among grant recipients were:

The Downtown Mission to expand Windsor's only "pay what you can" dental program with focus on delivering affordable oral health screening, dental and hygiene services in various communities throughout Essex County.
downtownmission.com

The Canadian Mental Health Association Windsor-Essex County Branch to deliver mental health education, training and awareness to priority populations and their caregivers including healthcare workers and teachers.
cmha.ca



BELONGING & LEADERSHIP

GRADE: Windsor C | Essex County C | Seniors C | Youth B

TOP PRIORITIES

Increasing opportunities for people to feel included and connected **32%**

Providing more initiatives to increase life satisfaction **32%**

Creating initiatives to improve voter turnout **19%**

WHAT YOU SAID

Respondents were asked if people in Windsor-Essex have a high level of life satisfaction,

39% said we're doing okay

29% said we're doing great/
we're on the right track

When it comes to people in Windsor-Essex actively volunteering and/or donating to charities,

61% of respondents said we're
on the right track / we're
doing okay

13% said we're doing great

Respondents were asked if they feel they have a sense of belonging to Windsor-Essex – I feel included and connected,

43% feel we're on the right
track / we're doing great

28% feel we're doing
okay



DID YOU KNOW?

In the past three years, the **Inspiration 100™ Association**, a group of like-minded philanthropic leaders in Windsor-Essex, has granted a total of **\$90,000** to **15** local charities in Windsor-Essex County.

The Royal Canadian Legion Metropolitan Branch #594, in partnership with the Town of Tecumseh, received a grant from the **WEFC** to improve accessibility. rcl594.com

Life After Fifty (LAF) received **GSC Six 4 Six** funding to support their "Social Prescription Pilot" Project. The purpose of the project is for LAF to become the referral destination in Windsor, through Social Prescription, for primary care practitioners prescribing physical and social activity to socially isolated senior patients in order to improve their mental health. lifeafterfifty.ca



SAFETY

GRADE: Windsor C | Essex County C | Seniors C | Youth B

TOP PRIORITIES

Expanding social programming for at-risk individuals **33%**

Reducing the use of illegal drugs **24%**

Reducing crime levels **18%**

WHAT YOU SAID

When asked if Windsor-Essex is a safe place to live,

36% of respondents said
we're doing okay

23% said we're on
the right track

Does Windsor-Essex offer adequate social programming for at-risk individuals?

32% of respondents said
improvement is needed

25% said we're doing okay

DID YOU KNOW?

In 2018, six Windsor-Essex communities were ranked within the **top 15 safest places to live in Canada: Amherstburg, Essex, Kingsville, LaSalle, Tecumseh, and Lakeshore**. The Maclean's annual Dangerous Places report ranks communities according to Statistics Canada's Uniform Crime Reporting Survey, a measure of all police-reported crime.

Reference: Maclean's, November 5, 2018

The City of Windsor has hired an additional 24 officers to patrol the streets in order to increase police presence. windsorstar.ca

The **Windsor Family Health Team** "One Team Recovery" project increases access to addiction outpatient services and supports to accommodate a wide spectrum of individual families affected by substance use throughout Windsor-Essex. The goal of the outpatient program is to educate and reduce the negative effects of substance use through moderation or abstinence for individuals, families, and the community. windsorfht.ca

STATS

At **120**, the overall crime severity index in 2018 in Windsor (municipal) was higher than the national average (**75**) and higher than the provincial average (**60**). This represents a **23%** increase from 2017.

In 2018, there were **774** youth charged with crimes per **100,000** population (Windsor municipal). This was lower than the provincial rate (**1,357**) and the national rate (**1,719**).

Reference: Statistics Canada






HOUSING

GRADE: Windsor F | Essex County F | Seniors F | Youth F

TOP PRIORITIES

Improving the affordability of housing **43%**



Increasing the availability of housing with different levels of assisted care **24%**



Providing housing for the homeless **14%**



WHAT YOU SAID

When asked if housing is affordable in Windsor-Essex,

45% of respondents said improvement is needed

36% said we're doing okay / we should look into this

Windsor-Essex has enough shelters to support the homeless population:

68% of respondents said improvement is needed / we should look into this

42% of respondents believe improvement is needed in regards to the availability of housing with different levels of assisted care in Windsor-Essex

DID YOU KNOW?

According to PadMapper.com,



Average monthly rate for a one-bedroom apartment in Windsor **\$820**

↑15%

increase over last year

But still among the lowest of Canadian cities

The Bridge Leamington Youth Resource Centre provides services to youth ages 14 to 24 that are facing homelessness or precarious housing situations within Essex County. Youth are not only helped to find emergency and stable housing, but also taught life skills, offered mental health supports, and assisted with employment and education among other things. thebridgeyouth.ca

Through the Housing First Program, Family Services Windsor-Essex (FSWE) helps people with the greatest level of need find affordable rental housing. FSWE works with people who have been chronically homeless (six months or more) and have significant mental health and/or addiction concerns. fswe.ca

According to the 2018 Windsor Essex Annual Report to the Community on the 10 Year Housing & Homelessness Plan, 528 families stayed at the Welcome Centre Shelter for Women, averaging 14 days per stay, which is an increase of 73% from 2017. citywindsor.ca

STATS

The average sale price in the residential market in July 2019 was

\$342,591



an increase of **9.72%** compared to July 2018

In 2018 there were 952 housing starts in Windsor CMA, a decrease of 20% since 2017 and 60% since 2000. In comparison, in 2018 there were 75,956 housing starts provincially and 197,149 housing starts nationally.

References: Windsor-Essex County Association of Realtors, Statistics Canada



ENVIRONMENT

GRADE: Windsor C | Essex County C | Seniors C | Youth C

TOP PRIORITIES

Improving air quality **24%**



Improving resiliency to climate change **20%**



Improving recycling programs **15%**



WHAT YOU SAID

95% of survey respondents said that Lake Erie's health is extremely or moderately important

70% of respondents rated air quality as improvement is needed / we're doing okay

When asked if there are enough green spaces in Windsor-Essex,

34% of respondents said that improvement is needed

DID YOU KNOW?



Point Pelee National Park has received a Federal investment of \$2 million to help restore the vitality of Point Pelee's marsh, which will benefit both conservation efforts and visitor experience. Another \$9.9 million of Federal funds has been allocated to repave the park's main road, put services underground and improve sewage treatment. windsorstar.ca



This past June the **Town of Tecumseh** won the Wege Small Cities Sustainability Best Practices Award for storm water system improvements. tecumseh.ca



The Green Processing Company is a full-service industrial packaging solutions and recycling company, specializing in the complete life cycle of plastic and metal containers and focused on waste minimization. green-processing.com



Tourism Windsor Essex

STATS

The western basin of Lake Erie is experiencing regular blue-green algae blooms, with the 2019 bloom predicted to be on par with some of the worst blooms to date. Environment and Climate Change Canada suggests algal blooms on Lake Erie could cost Canada **\$5.3 billion** over a **30-year** period if left unchecked, not to mention the significant risks to health.

Between 2012 and 2018, **Essex Region Conservation**, in partnership with others, accomplished the following:



Planted and distributed **846,505** trees



Created **23** wetlands, totaling **59.75** acres



Held **287** community tree plantings, stream cleanups, schoolyard neutralizations and outreach events



Implemented **280** water quality improvement projects

Reference: Essex Region Conservation Authority




ARTS & CULTURE

GRADE: Windsor C | Essex County C | Seniors C | Youth B

TOP PRIORITIES

Increasing the number of arts and cultural opportunities for those wanting to pursue a career, education, or hobby in the arts **36%**



Increasing the number of arts and culture programs for youth **20%**



Providing more art in public places **14%**



WHAT YOU SAID

When asked if arts and cultural events are accessible in Windsor-Essex,

63% of respondents said that we're on the right track / we're doing okay

67% of youth respondents said that we're on the right track / we're doing okay when it comes to Arts and Culture in Windsor-Essex



DID YOU KNOW?

The Windsor Symphony Orchestra (WSO) launched a new program "the Windsor Outreach Program" which aims to bring the power and passion of music to segments of the community that might not otherwise be able to enjoy the WSO experience. windsorsymphony.com




The Windsor International Film Festival (WIFF) received the Toronto International Film Festival Award for being Canada's biggest volunteer-run film festival in terms of attendance. windsorfilmfestival.com

STATS

From 2016-17, Windsor received \$893,290 in grant funding from the Canada Council for the Arts, an increase of \$267,155 from 2013-14. In 2016-17, Ontario received \$59,975,015 in grant funding from the Canada Council for the Arts.

Reference: Statistics Canada



GETTING STARTED

GRADE: Windsor C | Essex County C | Seniors C | Youth B

TOP PRIORITIES

Increasing awareness of racism and diversity issues **27%**



Increasing employment and educational opportunities for newcomers **26%**



Improving foreign accreditation recognition **17%**



WHAT YOU SAID

Is Windsor-Essex welcoming to newcomers?

31% of respondents said we're on the right track **24%** said we're doing okay

50% of respondents said that we're on the right track / we're doing okay when it comes to both educational and employment opportunities for newcomers in Windsor-Essex

DID YOU KNOW?

For the first time in years, more individuals are migrating to Windsor than leaving. The two main drivers of positive migration are affordability and economic opportunities. workforcewindsor.essex.com



LEARNING

GRADE: Windsor C | Essex County C | Seniors C | Youth B

TOP PRIORITIES

Affordability of post-secondary education **41%**



Improving skill development for the workforce **31%**



Better access to educational opportunities **13%**



WHAT YOU SAID

When asked if local educational institutions are providing proper skill development for the workforce

60% of respondents said we're doing okay / we're on the right track

Are educational opportunities readily available in Windsor-Essex including access to libraries, tutoring, literacy programs, workforce development programs, etc?

61% of respondents believe that we're doing okay / we're on the right track



DID YOU KNOW?

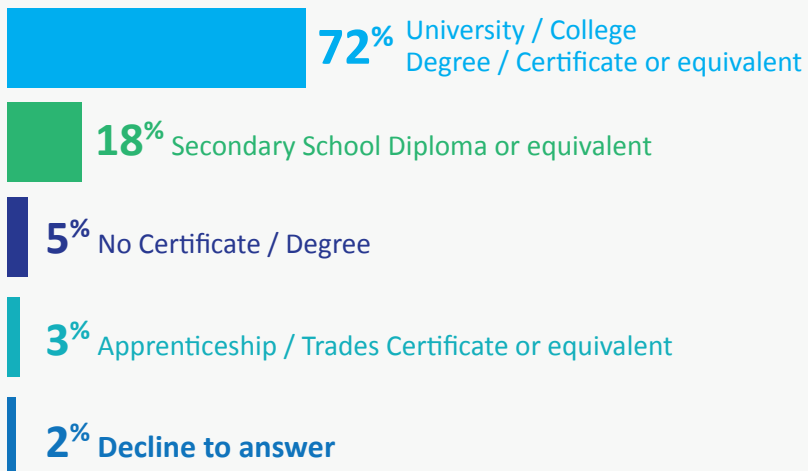
25 women are graduating from a CNC industrial mechanic millwright pre-apprenticeship program provided by **Women's Enterprise Skills Training (WEST) of Windsor.**
westofwindsor.com

The Municipality of Leamington has a new downtown library. The library has expanded and now offers a range of services along with more traditional resources. essexcountylibrary.ca


Graduation rates edged upwards for the Greater Essex County District School Board last year. windsorstar.ca

The new Ontario Grade 10 career studies curriculum will now include learning about financial literacy, including having students make a plan to fund their first year after high school. cbcnews.ca

Survey Respondents' highest level of education completed:



STATS



of students who entered grade 9 in the 2013-2014 school year earned their Ontario Secondary School diploma in June 2019. That represents a **1.2%** increase over 2017. The 5-year graduation rate was **85.5%**.

Reference: windsorstar.ca

According to Statistics Canada:

Almost **30%** of residents in the Windsor CMA aged 25 to 64 list a high school diploma or equivalency certificate as their highest educational attainment versus **24%** nationally and **25%** provincially.

54% of Canadians aged 25 to 64 have either college or university qualifications.

Reference: Statistics Canada





GETTING AROUND

GRADE: Windsor C | Essex County F | Seniors C | Youth C

TOP PRIORITIES

Creating a regional transportation system connecting Windsor and Essex County **41%**



Improving public transportation **21%**



Improving and/or increasing the number of bike pathways and/or pedestrian walkways **17%**



WHAT YOU SAID

57% of survey respondents rated public transportation in Windsor-Essex as we're doing okay / improvement is needed

When asked if bike paths and pedestrian walkways are easy to access in Windsor-Essex,

53% of respondents said we're doing okay / we're on the right track

DID YOU KNOW?



A new bus route between Leamington and Windsor has launched, helping to expand region-wide transportation. The pilot project is funded by the **Government of Ontario** and the **Municipality of Leamington** with the remaining costs to be covered by fare revenue. leamington.ca



The Windsor Active Transportation Plan will be created to help guide up to \$150 million in spending, over 20 years, on infrastructure for modes of transportation other than cars and trucks. citywindsor.ca



County Council approved adding \$3.7 million worth of bike lane and pathway projects to its County Wide Active Transportation System. CWATS is an \$80-million, 20-year plan to create 800 kilometres of multi-use trails, bike lanes and paved shoulders that will connect all seven county municipalities. countyofessex.ca



The City of Windsor's Affordable Pass Program allows riders the ability to purchase a discounted adult or student bus pass, provided they meet the eligibility requirements. citywindsor.ca

FOOD SECURITY


GRADE: Windsor C | Essex County B | Seniors B | Youth B

TOP PRIORITIES

Improving access to locally grown food **34%**



Improving access to fresh and nutritious food **29%**



Increasing support for community food programs **24%**



WHAT YOU SAID

When asked if Windsor-Essex offers access to nutritious food at affordable prices,

55% of respondents said we're on the right track / we're doing okay

34% said we should look into this / improvement is needed

Does Windsor-Essex have access to locally grown food?

53% said we're doing great / we're on the right track

35% said we're doing okay / we should look into this

DID YOU KNOW?

The **Ontario Student Nutrition program** received two grants from the **WECF** to help five schools in our community provide students with healthy snacks and meal programs. osnp.ca

Southwestern Ontario Gleaners received a grant to support their "Raw Material Enhancement" project. Funds were used to enhance and increase their current dehydrated products by improving quality and protein, so they can provide nutritious food to families and individuals within our community who are in need. swogleaners.ca

In 2018, the **Windsor-Essex Health Unit**, along with the **Windsor-Essex Food Policy Council** hosted a series of community conversations around the local food systems. **Top priorities were:** Food insecurity and equitable food access, supporting local small businesses within the food system, school food literacy and education, food waste and waste management, and celebrating food. wechu.org

STATS

In 2015, **158** farms in Essex were selling directly to consumers.

In 2015-16, **34%** of youth aged 12 to 17 years in Windsor-Essex were overweight or obese. This was **9** percentage points higher than the provincial average (**25%**) and **8** percentage points higher than the national average (**26%**).

Windsor-Tecumseh and Windsor West were two of the ten areas in Ontario with the highest food bank usage.

In 2018, the food bank usage in Windsor-Essex among seniors increased by **16%**.

References: Statistics Canada, Feedontario.ca



ACKNOWLEDGMENTS

The **Vital Signs[®] Report** is a snapshot of life in Windsor-Essex that measures the vitality of our community and identifies significant trends in a range of areas critical to quality of life.

The WindsorEssex Community Foundation (WECF), originally founded in 1983 as Heritage Windsor, is a perpetual community trust for philanthropic purposes. It exists to manage donors' legacy funds, make grants to support local projects, and establish partnerships that last a lifetime. The WECF also coordinates a variety of philanthropic programs and funds including the Vital Signs[®] Program, Random Act of Kindness Day[™], Inspiration 100[™], and the Vitality Legacy Program. The WECF is inspiring philanthropy to benefit our community today and forever.

To learn more about supporting our work in building a stronger, healthy, more vibrant community call us today at 519-255-6572 or visit: wecf.ca

Vital Signs[®] is coordinated nationally by Community Foundations of Canada with special thanks to the Toronto Community Foundation for developing and sharing the Vital Signs[®] concept. The Vital Signs[®] trademark is used with permission from Community Foundations of Canada.

THANK YOU TO OUR PARTNERS FOR MAKING THIS REPORT POSSIBLE



Proud member of:



COMMUNITY FOUNDATIONS OF CANADA
all for community



3200 Deziel Drive, Suite 511, Windsor, ON

519-255-6572



www.wecf.ca